

NELSON™ HEAT TRACING SYSTEMS SPECIFICATION / APPLICATION

TF4X40 THERMOSTAT INSTALLATION

DESCRIPTION



These thermostats are used for controlling heat tracing systems in ordinary locations. The capillary bulb should be mounted on the side of the pipe.

ENCLOSURE

Molded Fiberglass Polyester

CLASSIFICATIONS

NEMA Type 4X IP66

TEMPERATURE RANGE

Fixed Range
4.4°C (40°F)

CAPILLARY

Length	Material	Max. Bulb Temp.
0.9m (3ft.)	Copper	71°C (160°F)

ELECTRICAL DATA

CSA Rating	UL Rating
22 amp Resistance 250VAC	22 amp Resistance 250VAC

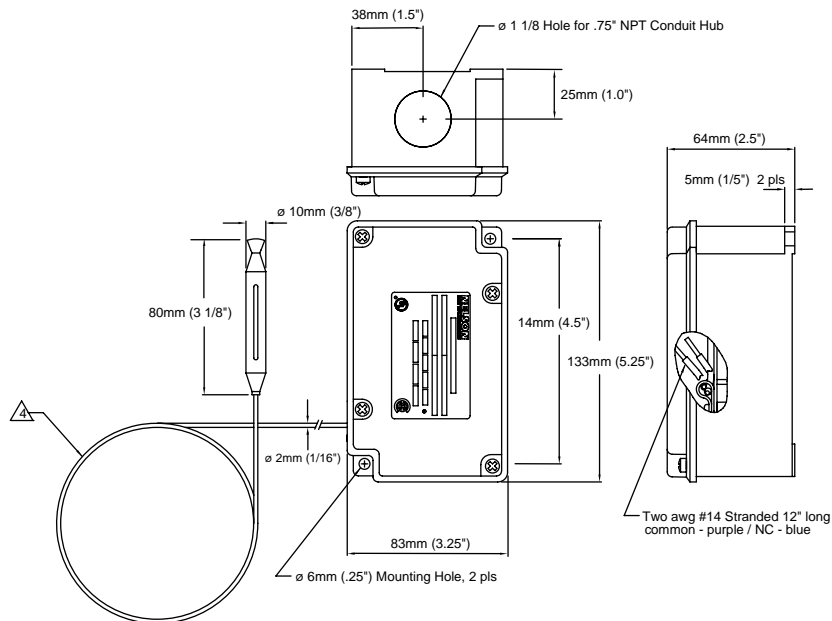
CALIBRATION ACCURACY

2.2°C (4°F)

SWITCH TYPE

Single Pole Single Throw

OUTLINE



Annual Maintenance:

1. Remove cover.
2. Spray a coat of lubricant and rust preventative such as CRC Stor & Lube, electrical grade, on the thermostat body.
3. Replace cover.

Approvals:

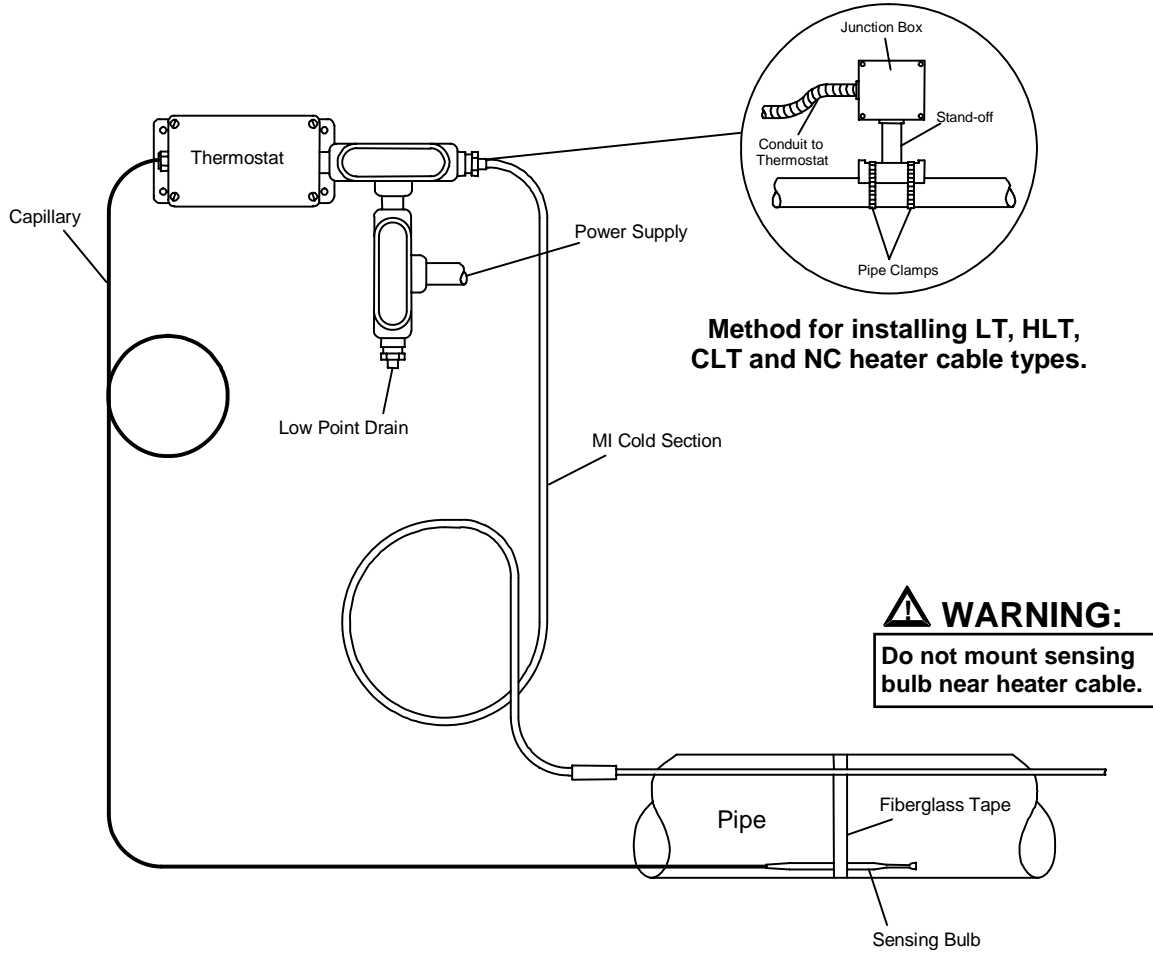
General Locations

UL - E50023 CSA - LR52088-4 CE

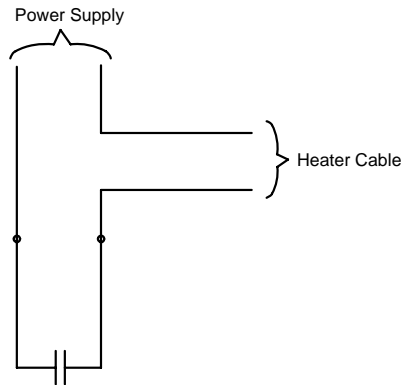
NELSON™ HEAT TRACING SYSTEMS SPECIFICATION / APPLICATION

TF4X40 THERMOSTAT INSTALLATION

INSTALLATION



WIRING DIAGRAM



Nelson Heat Tracing Systems products are supplied with a limited warranty. Complete Terms and Conditions may be found on Nelson's website at www.nelsonheaters.com.